


INGREDIENTS






From Snow (9900 11), cut:

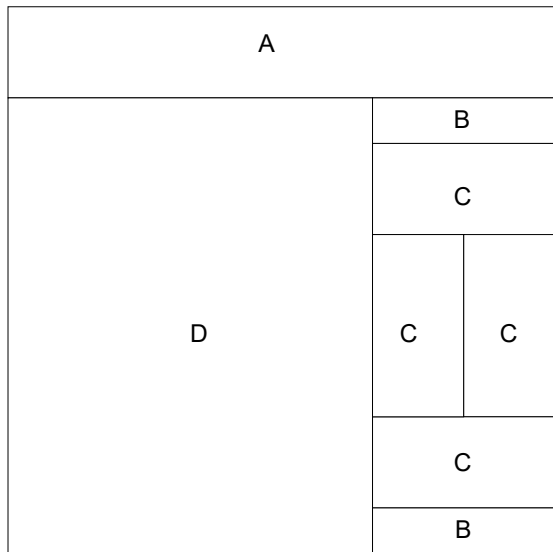

- \* {A} (1) 2" x 6½" strip
- \* {B} (2) 1" x 2½" rectangles
- \* {C} (1) 1½" x 2½" rectangle

From Christmas Green (9900 14), cut:

- \* {C} (3) 1½" x 2½" rectangles
- \* {D} (1) 4½" x 5½" rectangle

Refer to image below for color placement.

-  9900 11 snow
-  9900 169 ruby ice
-  9900 65 green
-  9900 121 betty's green
-  9900 216 peacock
-  9900 77 dill
-  9900 14 christmas green
-  9900 88 bubble gum
-  9900 120 betty's pink
-  9900 258 geranium
-  9900 47 scarlet
-  9900 17 country red



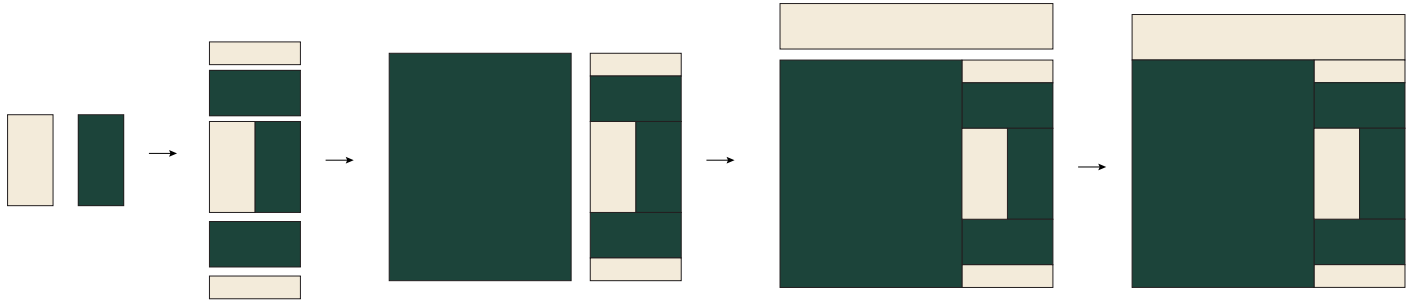
COZY COCOA MUG

by Heather Long


YIELD 6½" square unfinished

**STEP 1. JOIN PIECES**

Join block pieces as shown. Press well.



## INGREDIENTS



From Snow (9900 11), cut:

- \* {A} (1) 2" x 6½" strip
- \* {B} (2) 1" x 2½" rectangles
- \* {C} (1) 1½" x 2½" rectangle

From Christmas Green (9900 14), cut:

- \* {C} (6) 1½" x 2½" rectangles
- \* {D} (3) 1½" x 4½" rectangles
- \* {F} (6) 1½" squares
- \* {G} (2) 1" x 2¼" rectangles

From Dill (9900 77), cut:

- \* {E} (1) 1" square

From Green (9900 121), cut:

- \* {H} (1) 1½" x 3½" rectangle

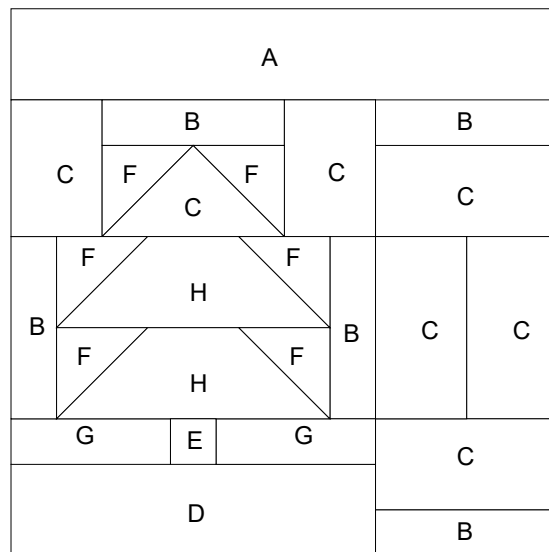
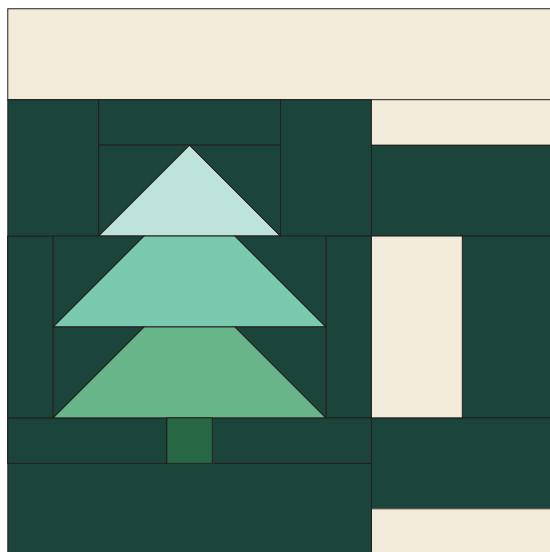
From Betty's Green (9900 65), cut:

- \* {H} (1) 1½" x 3½" rectangle

From Ruby Ice (9900 169), cut:

- \* {C} (1) 1½" x 2½" rectangle

- 9900 11 snow
- 9900 169 ruby ice
- 9900 65 green
- 9900 121 betty's green
- 9900 216 peacock
- 9900 77 dill
- 9900 14 christmas green
- 9900 88 bubble gum
- 9900 120 betty's pink
- 9900 258 geranium
- 9900 47 scarlet
- 9900 17 country red



## COZY TREE MUG

by Heather Long

YIELD 6½" square unfinished

**STEP 1. MAKE TREE**

Make ECT units as shown. Join with block pieces to created tree. Add border pieces. Join with mug handle as shown in main mug pattern.

